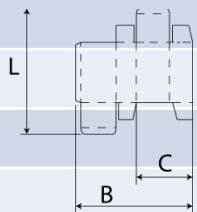
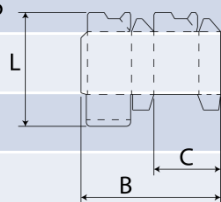
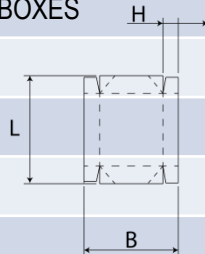
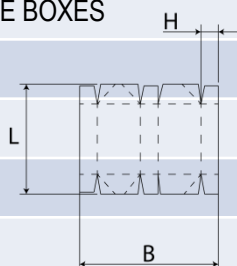


DESCRIPTION				300N46
STRAIGHT LINE CARTONS 	B	(mm)		290 – 3000
	L	(mm)		190 – 1600
	C	(mm)		140 – 1450
LOCK BOTTOM CARTONS 	B	(mm)		290 – 3000
	L	(mm)		190 – 1600
	C	(mm)		140 – 1450
4-CORNER COLLAPSIBLE BOXES 	B	(mm)		290 – 3000
	L	(mm)		190 – 1600
	H	(mm)		40 – 270
6-CORNER COLLAPSIBLE BOXES 	B	(mm)		500 – 3000
	L	(mm)		220 – 1000
	H	(mm)		40 – 270
HEAVY SOLID BOARD				32-60 point (800 – 2000 gm ²)
CORRUGATED BOARD				N, F, E, B, C, AB, AC, BC, EB, EF
SPEED				20 – 350 m/min
INCHING SPEED				20 m/min
THICKNESS OF CARTONS				35mm max
MACHINE LENGTH				22.700 M
MACHINE WEIGHT				32,000Kg
TOTAL CONNECTED LOAD				60 KVA