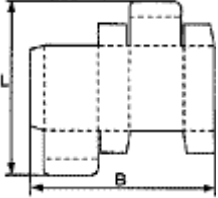
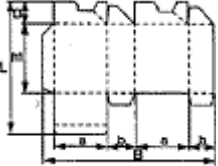
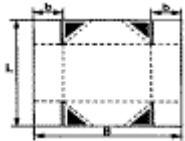
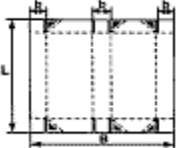


Signature Elite/Select/Premier Carton Specifications

Carton Specifications:		<b>60 COMPACT</b>	<b>70* Series</b>	<b>90* Series</b>	<b>110* Series</b>	<b>135* Series</b>
<b>STRAIGHTLINE CARTONS</b>  	B	60-600mm 2.25-23.5"	8-715mm 2.25-28"	58- 920mm 2.25-36"	58- 1140mm 2.25-44"	150- 1350mm 6.0-53"
	L	50-575mm 2.0-22.5"	70- 740mm 2.75-29"	70- 840mm 2.75-33"	70-840mm 2.75-33"	70- 1000mm 2.75- 39.37"
	Belt Speed	400-1310 fpm	15-460 m/min	15-425 m/min	15-425 m/min	350-1150 fpm
<b>LOCKBOTTOM CARTONS</b>  	B	150-575mm 6.0-23"	150- 675mm 6.0-26.5"	150- 875mm 6.0-34.5	150- 1075mm 6.0-42.25"	180- 1325mm 7.0-52.0"
	L	100-575mm 4.0-23"	120- 750mm 4.75- 29.5"	150- 840mm 6.0-33"	150- 840mm 6.0-33"	150- 1000mm 6.0-39.3"
	D max	80mm 3.0"	120mm 4.75"	150mm 6.0"	150mm 6.0"	150mm 6.0"
	h1 min	60mm 2.25"	65mm 2.5"	65mm 2.5"	65mm 2.5"	65mm 2.5"
	a min	40mm 1.5"	40mm 1.5"	40mm 1.5"	40mm 1.5"	50mm 2.0"
	b min	25mm 1.0"	30mm 1.25"	30mm 1.25"	30mm 1.25"	30mm 1.2"
<b>4 CORNER COLLAPSIBLE BOXES</b>  	B	na	na	185- 850mm 7.25- 33.5"	185- 1050mm 7.25- 41.25"	185- 1300mm 7.25-51"
	L			185- 700mm 7.25- 27.5"	185- 700mm 7.25-27.5"	185- 900mm 7.25-35"
	D			30- 150mm 1.25-6.0"	30-150mm 1.25-6.0"	30-150mm 1.2-6.0"
<b>6 CORNER COLLAPSIBLE BOXES</b>  	B	na	na	250- 850mm 10.0- 33.5"	250- 1050mm 10.0- 41.25"	250- 1300mm 10.0-51"
	L			185- 700mm 7.25- 27.5"	185- 700mm 7.25-27.5"	185- 900mm 7.25-35"
	D			30- 150mm 1.25-6.0"	30-150mm 1.25-6.0"	30-150mm 1.2-6"

<b>FOLDING BOX BOARD (gm2)</b>					
1. Folding Cartons	200-600	200-800	200-800	200-800	200-800
2. Lock Bottom Cartons	200-600	250-800	250-800	250-800	250-800
3. Collapsible Boxes		250-800	250-800	250-800	250-800
<b>CORRUGATED BOARD</b>					
1. Folding Cartons	E-flute	E-flute	E-flute	E-flute	E-flute
2. Lock Bottom Cartons	E-flute	E-flute	E-flute	E-flute	E-flute
3. Collapsible Boxes	E-flute	E-flute	E-flute	E-flute	E-flute

