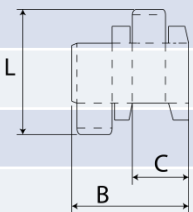
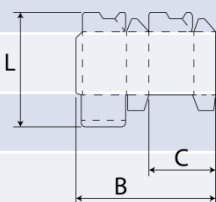
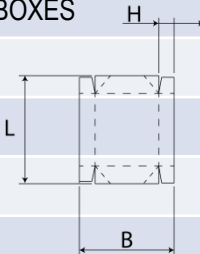
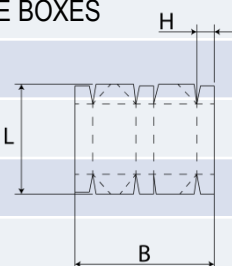


ALBATROSS 300 CARTON SPECIFICATIONS

DESCRIPTION				300N46
STRAIGHT LINE CARTONS		B	(mm)	290 – 3000
		L	(mm)	190 – 1600
		C	(mm)	140 – 1450
LOCK BOTTOM CARTONS		B	(mm)	290 – 3000
		L	(mm)	190 – 1600
		C	(mm)	140 – 1450
4-CORNER COLLAPSIBLE BOXES		B	(mm)	290 – 3000
		L	(mm)	190 – 1600
		H	(mm)	40 – 270
6-CORNER COLLAPSIBLE BOXES		B	(mm)	500 – 3000
		L	(mm)	220 – 1000
		H	(mm)	40 – 270
HEAVY SOLID BOARD				32-60 point (800 – 2000 gm ²)
CORRUGATED BOARD				N, F, E, B, C, AB, AC, BC, EB, EF
SPEED				20 – 350 m/min
INCHING SPEED				20 m/min
THICKNESS OF CARTONS				35mm max
LENGTH				22.700 M
WEIGHT				32,000Kg
TOTAL CONNECTED LOAD				60 KVA